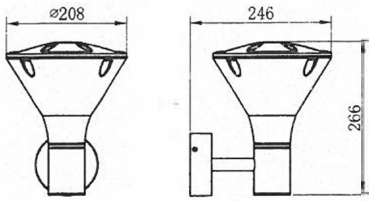


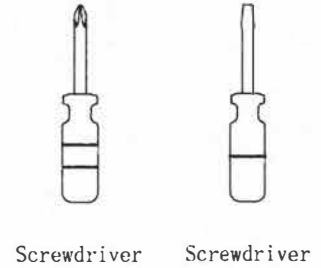
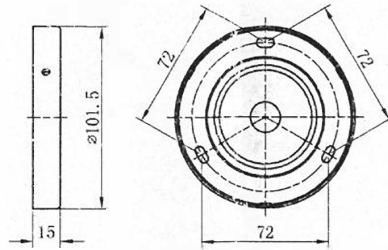
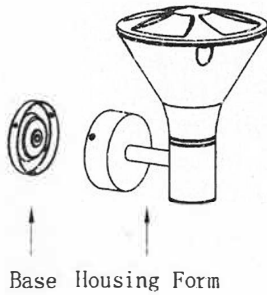
Mounting Instruction

Product Parameters



Rated Voltage: AC 220-240V
 Rated Power: E27 23W
 IP Grade: IP54
 Insulation protection level: Class I
 Operating Temperature: -15~+50°C

Components and Tools



Installation Steps

<p>A</p> <p>OFF</p> <p>▲ Please be sure to fasten tightly of the base.</p>	<p>B</p> <p>▲ Live line for L terminal, Null line for N terminal, Ground line for E terminal.</p>	<p>C</p> <p>▲ Make sure the screws be fixed tightly.</p>	<p>D</p>
<p>E</p> <p>▲ Make sure the screws be fixed tightly.</p>	<p>F</p> <p>ON</p> <p>▲ Connect the power supply, and light up the lamp.</p>	<p>G</p>	<p>H</p>

Attention

1. Lamp should be installed by professional electrician;
2. Check the power switch has been turned off;
3. Please read this user guide carefully before installation and keep for future reference.