


LED Emergency power kit STB-26T05WL Series (self-test)



EL-T
EL



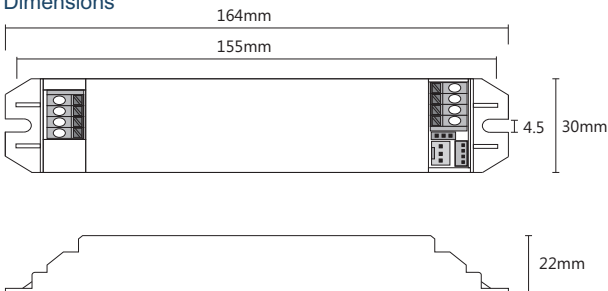
Relevant standard

IEC 61347-1
IEC 61347-2-7
EN 55015
EN 61547
EN 61000-3-2
EN 61000-3-3
EN 62493
AS/NZS 60598-2-22
AS2293.3

Warranty

- Warranty 3 years.
(Emergency driver and battery)
- Except for the following circumstances:
 - 1) Improper installation or operation.
 - 2) Misuse.
 - 3) Abuse.
 - 4) Unauthorized or improper repair alteration.
 - 5) Accident or negligence in use, storage, transportation.
 - 6) Any natural acts.

Dimensions



Applications

- Use in dry environment.
- LiFePO4 battery pack.
- For use on a wide range of LED fittings to convert them from standard to emergency fitting.
- LED fitting would be maintained emergency LED fitting if standard (main powered) driver, emergency lighting kit and battery are all retained in the circuit.
- LED fitting would be non-maintained emergency LED fitting if only emergency lighting kit and battery are retained in the circuit.
- Additional Relay that can control standard LED driver.
- Deep discharge protection.
- Connector between emergency kit and battery has the function of polarity reversal protection.
- Ambient range ta 0...60°C
- IP20 protection, relies on end-product enclosure for protection against accidental contact live parts.
- Not intended for use in luminaires for high-risk task area lighting.
- Can close self test mode by dial switch.

Ordering data

Model No.	E.M Power	Duration	Battery Pack
STB-26T05WL-300	DC50-300V 5W constant power	3 Hours	LiFePO4 6.4V 3.2Ah 20.48Wh
STB-26T05WL-55	DC20-55V 5W constant power	3 Hours	LiFePO4 6.4V 3.2Ah 20.48Wh

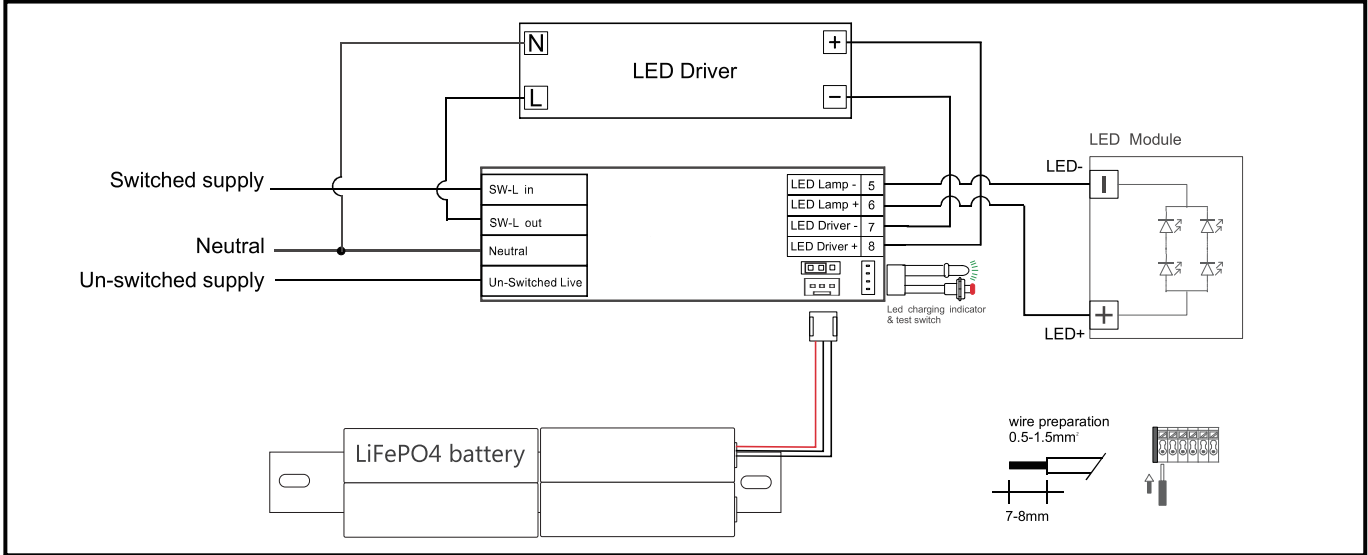
Technical data

Item	Data
Rated input voltage	220-240VAC,50/60Hz
Input current	10-80mA
Output power	4W
Terminal L-in / L-out (LED driver input constant)	AC 2A Max
Output voltage range	DC20...55V, Uout< 60V, SELV DC50-300V,Uout<350V
Max output current	250mA
Output power (constant)	5W max
Battery cells voltage/capacity	LiFePO4 6.4V 3200mAh,20.48Wh
Recharge current	300mA
Recharge time	24hours
Discharge time	180 minutes
Lumen factor	140lm/W
Max. casing temperature tc	80°C



LED Emergency power kit STB-26T05WL Series (self-test)

Wiring diagram(Maintained)



Battery

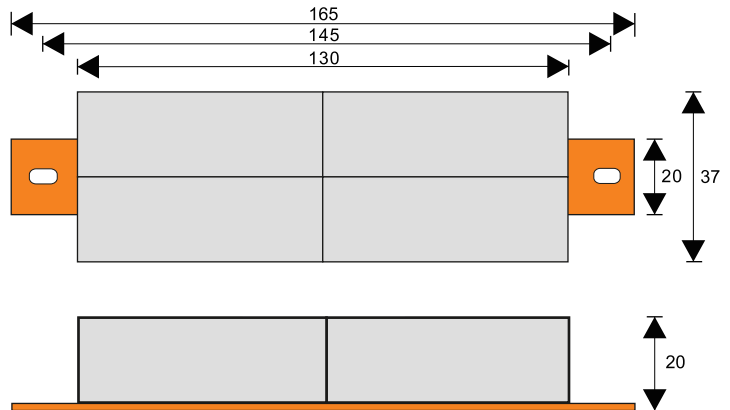
Battery type	Battery model
LiFePO4 6.4V 3.2Ah	

*STB-26T03 series with LiFePO4 batteries, If you need more details of spec, please go to www.szstreamer.com for downloading .

Battery Declaration

- Batteries' lifetime is 6 years.
If you are using or stocking the batteries for 5 years, please replace the batteries.
- The batteries can not be charged for 5000 hours consistently.
It should be discharged for once at least, during the 5000 hours charging time.

Size



Technical data(battery cells)

Battery model	IFR18650-1600
Battery voltage per cell	3.2V
Battery capacity per cell	1600mAh
Battery case temperature	0...60°



LED Emergency power kit STB-26T05WL Series (self-test)

Self-test

The emergency kits carry out self-tests automatically to ensure its functionality. The self-test includes 3 types of tests:

Initial test

-As soon as mains supply is connected, the emergency kit will carry out a 3-seconds functional test automatically.
- In case of a failure, the LED will turn permanent red. Otherwise, the charge mode will start.

Functional test

- Refers to charging, discharging and the functioning of load.
- Carry out for 10 seconds automatically every 30 calendar days.



Duration test

- Refers to the test of batteries capacity.
- Carry out every 180 calendar days.

Rest mode








Rest mode can be initiated during emergency mode by pressing test switch longer than 3 seconds. The rest mode will be exited automatically after reconnect AC mains.

Please note

If mains supply is off during self-test period, emergency conversion module would terminate self-test immediately and go into emergency mode.

Self-test is under the regulation of EN 62034.

Explanation of LED indicator

	Color	LED indication	Status	Comment
	Green	Slow flashing green (3 sec on, 1 sec off)	Charging Mode	AC mode
	Green	Permanent green	Fully Charged	AC mode
	Green	Fast flashing green (0.1 sec on, 0.1 sec off)	Function test underway	
	Green	Slow flashing green (1 sec on, 1 sec off)	Duration test underway	
	Red	Permanent red	Load failure	Open circuit/ Short circuit Led failure (emergency mode)
	Red	Slow flashing red (1 sec on, 1 sec off)	Battery failure	Battery failed the duration test or function test / No battery
		Green and red off	DC mode	Battery operation (emergency mode)

Test switch

The test button is a open switch , if you press it, it connects, and then you release it, it cuts off automatically. When you are doing the daily maintenance , if you press the test button, the emergency driver goes into emergency mode, if you release the button, the emergency driver will go back to normal mode.